


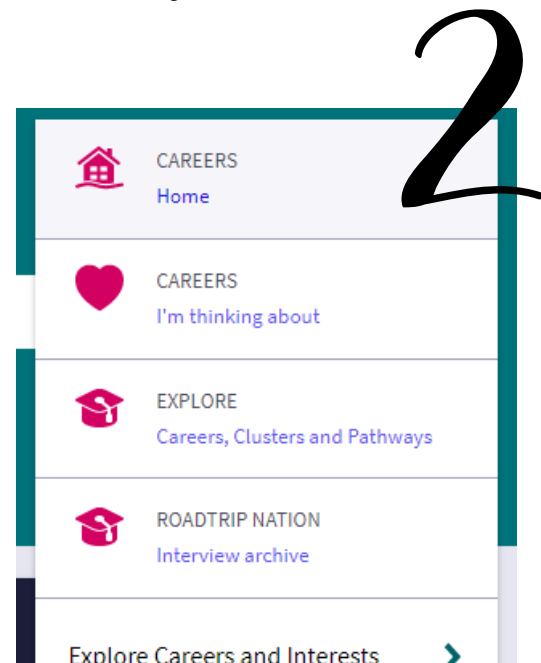
# Getting Started with Naviance - 9th

Discover your strengths, interests,  
and learning styles while exploring possible  
career pathways

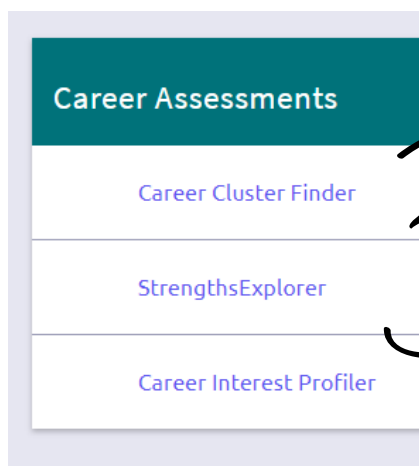
Visit <https://launchpad.classlink.com/fcs>



Follow the link to Launchpad and login using FCS Classlink. Select the Naviance icon, and you should be automatically directed to your account.



Under the Careers tab, click Career Home, which will take you to the landing page for Careers.



Once you are on Career Home, scroll down until you see "Career Assessments." Select the Career Interest Profiler and start the assessment.

After completing the assessment, click "View Results" to see what your career themes are. At the bottom, you will be prompted to view matching careers. Click that button!

## Enterprising <sup>5</sup>

Enterprising occupations frequently involve **sta** taking and often **deal with business**.

[VIEW MATCHING CAREERS](#)

4



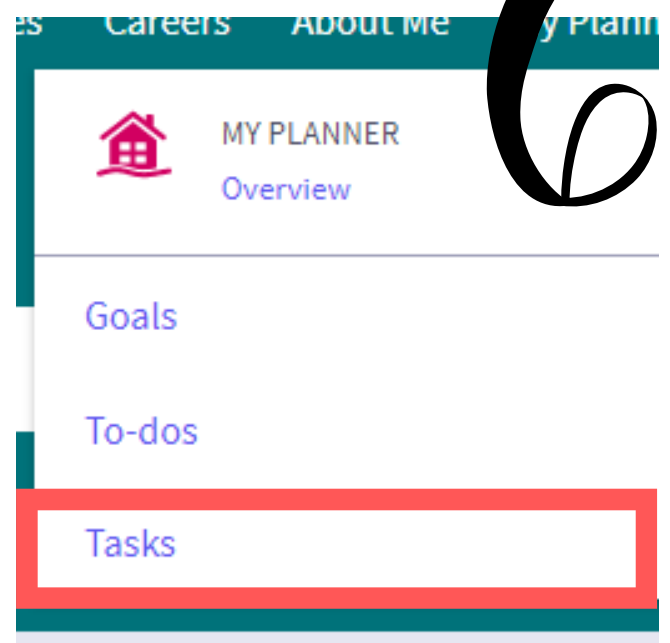
5



You will also need to complete the Dual Enrollment Survey. Under My Planner, you will find it in "Tasks."



Review the list of careers and their descriptions by clicking on the green names. Make sure to click the heart to "favorite" 3 careers that you might be interested in.



6